

















Hustler/InsideVandy Election Poll

1. Which candidate for president do you support?			Response Percent	Response Count
Barack Obama			55.2%	133
John McCain			38.2%	92
Undecided			5.0%	12
Other			1.7%	4
			<i>answered question</i>	241
			<i>skipped question</i>	1

2. With what party do you normally identify yourself?			Response Percent	Response Count
Republican			42.9%	102
Democrat			34.9%	83
Independent			22.3%	53
			<i>answered question</i>	238
			<i>skipped question</i>	4

3. Will you vote in this election on Nov. 4?			Response Percent	Response Count
Yes, I am registered to vote in Nashville			32.4%	78
Yes, by absentee ballot			55.6%	134
Maybe, I am registered to vote in Nashville			1.7%	4
Maybe, by absentee ballot			3.3%	8
No, it is unlikely I will vote			7.1%	17
		answered question		241
		skipped question		1

4. Which of the following issues will most determine how you vote on Nov. 4?			Response Percent	Response Count
Energy			3.3%	8
Jobs & the economy			42.1%	102
National defense			8.3%	20
Character			19.4%	47
Other			26.9%	65
		answered question		242
		skipped question		0

5. How do you view each of the following?

	Very Unfavorably	Unfavorably	Neutral	Favorably	Very Favorably	Response Count
Barack Obama	16.8% (40)	12.2% (29)	10.9% (26)	30.7% (73)	29.4% (70)	238
Joe Biden	5.9% (14)	16.0% (38)	32.8% (78)	32.8% (78)	12.6% (30)	238
John McCain	7.1% (17)	28.2% (67)	19.3% (46)	32.4% (77)	13.0% (31)	238
Sarah Palin	45.6% (109)	18.0% (43)	15.5% (37)	15.5% (37)	5.4% (13)	239
	<i>answered question</i>					240
	<i>skipped question</i>					2